


REPLACEMENT WASHER PUMPS AND RESERVOIRS



- 49-904** - Reservoir with pump and cap
- 49-905** - Cap only for M-1437
- WPG1401** - Washer pump with grommet
- AV-19660** - Pigtail harness

- 1 gallon capacity
- Mounts flush to flat surface with grounding grommet
- Mounting hole centers at 7-3/4" Wide x 6-1/2" High



- 49-910** - Reservoir with pump and cap
- 49-911** - Pump Motor for 49-910

- AV-19660** - Pigtail harness
- 1 gallon capacity
- Mounts flush to flat surface
- No grounding grommet
- Overall Dimensions 8-5/8" Wide x 11-1/4" High



- 49-907** - Reservoir with pump and cap
- AV-19660** - Pigtail harness

- 70 oz. capacity
- Mounts flush to a flat surface
- Grounding grommet built in
- 4 mounting bolts
- Mounting hole centers at 3-5/8" Wide x 6-1/2" High



Mounts on 2" x 3" metal bracket.

- 49-912** - Reservoir with pump, cap & bracket
- 49-914** - Pump motor only
- 70 oz. capacity
- Mounts by sliding into a metal bracket located on the back
- Overall Dimensions: 5-3/4" Wide x 8-1/4" High

SUN VISORS

49-854 - Visor
Measures 6" x 17"
Telescopic design lets you position this visor just about anywhere. Foam padded black naugahyde with black vinyl binding.



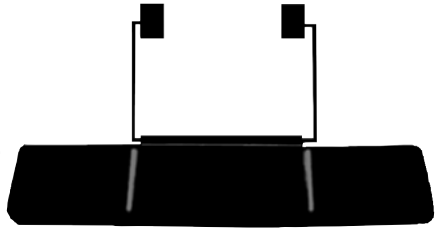
49-858 - Visor
Measures 6" x 28"
Large, sturdy visor made of transparent smoke colored acrylic plastic. Easily adjusted to block the sun rays. Looks good in any walk-in van.



49-864 - Visor
Measures 8" x 30"
Replacement visor that fits Union City Body. Extra large for extra protection from the sun's rays. Transparent smoke colored acrylic plastic.




49-868 - Visor
Measures 7-1/4" x 35-3/8"
Replacement visor that fits 1989 to current Morgan Olson Route Star. Black padded.



49-869 - Visor
Measures 8" x 25"
Replacement visor that fits Morgan Olson Route Mate. Black vinyl.



49-871 - Visor
Measures 9" x 30"
Replacement visor that fits Morgan Olson with Workhorse Chassis. Black vinyl.



WINDSHIELD GASKET AND TOOLS



- R-1029** Filler Bead for R-1025 in 50 ft rolls.
- R-1029-P** filler bead sold per foot



- R-1025** Windshield Gasket in 50 ft rolls. Requires filler bead Number R-1029
- R-1025-P** Windshield gasket per foot

- 37-333** - One piece self-locking windshield weatherstrip, 50 ft. roll



16-320 - Windshield Locking Strip Tool. Includes two double ended tips to fit most vehicles. Designed to swivel 90 degrees in either direction. Select the tip with the opening that most closely fits the locking strip and feed the locking strip into the eyelet while working the tool around the windshield.




INSERT TOOL - Used for installing round insert strips. Has reinforced eye bend and shank for added strength. 7/16" and 3/8" eye can be purchased separately. Metal pistol grip handle.




- 201-1640** - "E" Handle with 7/16" eye
- 201-1641** - 7/16" eye only
- 201-1642** - 3/8" eye only

Mill Supply carries a variety of wiper parts. For specific vehicles see the following pages.

PIVOT SHAFTS



49-105
Shaft Length 5/8"
(Fits Grumman)



49-108
Shaft Length 5/8"
(fits FEDEX ground)

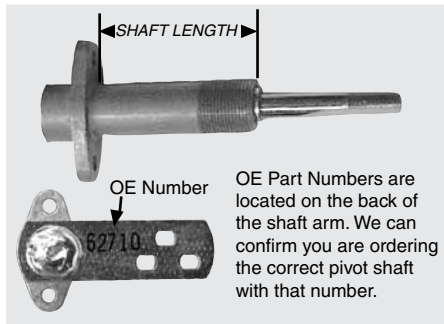


49-115
Shaft Length 1"

49-124
Shaft Length 1-1/4"



49-112
Shaft Length 2"



OE Part Numbers are located on the back of the shaft arm. We can confirm you are ordering the correct pivot shaft with that number.



49-121
Shaft Length 3"




49-125
Pivot Shaft, Shaft Length 1-1/2"
(fits Utilimaster *Aeromate*)
uses a ball-type link mount.
(Add Hardware kit 49-717)



49-717
Hardware Kit with Knurl, Nut & Washer.

PIVOT SHAFTS that fit Sprague Motors



49-130 - 3/8" long pin
For Factory Sprague Wiper System,
Shaft Length 1" that fits LH or RH
(Utilimaster) (Add Hardware kit 49-717)

49-131 - 5/8" long pin
For Factory Sprague Wiper System,
Shaft Length 1" that fits LH or RH
(Utilimaster) (Add Hardware kit 49-717)




49-717
Hardware Kit with
Knurl, Nut & Washer.

DRIVE ARM LEVERS that fit Sprague Motors




49-455 - Lever with short
3/8" pin, 5/16" hole



49-460 - Lever with long
5/8" pin, 5/16" hole

LINKS



49-211
Length: 14-21/32" center to center



49-213
Length: 12-13/16" center to center



49-215
Length: 8-25/32" center to center



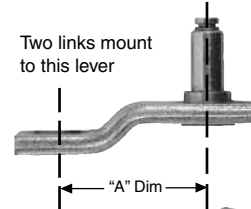
49-219
Length: 5-3/4" center to center



49-217
Length: 3-3/8" center to center

DRIVE ARM LEVERS

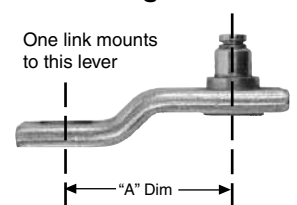
For Double Links



Two links mount
to this lever

"A" Dim

For Single Links



One link mounts
to this lever

"A" Dim

Hole Size

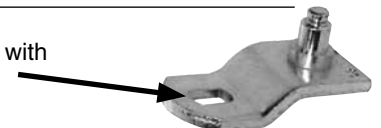
Levers with 5/16" hole

Part #	Hole Size	"A" Dim	Single or Double Link
49-405	5/16"	1-1/8"	Single
49-410	5/16"	1-3/8"	Single
49-415	5/16"	1-1/8"	Double
49-420	5/16"	1-3/8"	Double
49-450	5/16"	1-5/16"	Double

Levers with 3/8" hole

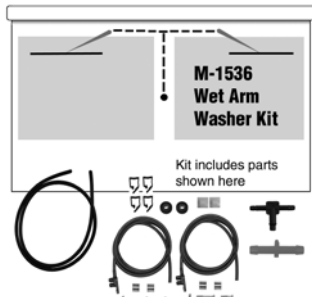
49-464	3/8"	1-5/16"	Double
49-466	3/8"	1-1/8"	Single
49-467	3/8"	1-3/8"	Single
49-468	3/8"	1-1/8"	Double
49-469	3/8"	1-3/8"	Double

NEW 49-430 - Lever with
double 'D' hole
for single link



WET ARM WASHER KIT

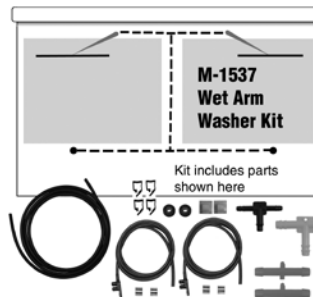
Convert your washer system to spray directly off the moving wiper arm. This system always sprays the window in the right place keeping a clear view. The kits shown below are conversions for Grumman/Morgan Olson's two styles of spray patterns. M-1536 starts from the center of the two windows. M-1537 starts from the bottom centers of both windows.



M-1536 -
Starts from center of the two windows (2 foot of hose)

Kits include all necessary hardware for a complete conversion.

Kits Include: hose, connectors, grommets and all miscellaneous hardware for complete installation



M-1537 -
Starts from the bottom centers of both windows (7 foot of hose)

WIPER SWITCHES



49-304 - 4-Blade Terminal Switch. Controls 1 motor. Without push to wash (without dynamic park)

49-305 - 5-Blade Terminal Switch, Controls 1 motor. Push to wash (without dynamic park)

49-307 - 7-Blade Terminal Switch, Controls 2 motors. Push to wash (without dynamic park)



49-316 & 49-308

49-308
2-Speed Intermittent Wiper Switch with 8-way Packard male connector. Controls 2 motors. Push to wash. Works with permanent magnet motor with 'coast-to-park' (without dynamic park) Popular on Fedex Ground.

49-316 **NEW**
2-Speed Intermittent Wiper Switch with 2-Diodes on an 8-way Packard male connector. Controls 2 motors. Push to wash. Negative ground. 5.6" leads. Works with permanent magnet motors without dynamic park including United Technologies and Sprague Devices motors. Used on Thomas, Blue Bird and Ford.



49-315
Knob Only
Fits:
49-304
49-305
49-307

49-313
Knob Only
Fits:
49-308
49-310
49-011
49-012
49-316
49-600



49-310
10-Blade Terminal Switch
Controls 2 Motors
Push to wash
(with dynamic park)



49-012
2-Speed Intermittent Wiper Switch with 6 lead plug, 5" long. Push to wash. For use with permanent magnet motors with dynamic park.



45-600
2-Speed Intermittent Wiper Switch with 6 color coded wire leads, 5" long. Controls 1 motor. Push to wash. For use with permanent magnet motors with or without dynamic park.



49-312
Lighted Wiper Switch, that fits GM, Push for Wash



49-303
3-Bladed Terminal Switch. Uses 43521 pigtail



49-011
2-Speed - 5-Terminal Harness Switch. Controls 1 motor. Push to wash (with dynamic park). Popular on Utilimaster with Bosch wiper system



49-077
Delay Wiper Control Box, Replaces original equipment on Utilimaster. Limited quantities available (See page 146 for more details.)



49-309 - Wiper Switch Assy on column. 2-Speed, no delay, no cruise. Fits 91-05 GM/Workhorse.

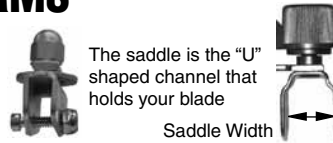
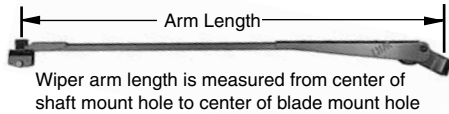


49-314 - Wiper Switch on Turn Signal lever. Fits into 49-309

Q. What is the difference between coast-to-park and dynamic park motors?

A. After they are turned off by a switch, motors with an automatic park feature will continue to run until they reach their predetermined park position at one end of the sweep pattern or the other. They will then shut themselves off. On coast-to-park motors, the power is internally disconnected and they "coast" to a stop because the motor brushes are de-energized. On dynamic park motors, when the motor reaches that assigned park position, the motor electrically locks itself in the park position. The park position is consistent each time on a dynamic park motor. The park position may vary several degrees with a coast-to-park motor. Dynamic park requires specific motors, switches, and wiring circuits.

WIPER ARMS



49-522
Adjusts 13"-18.5" 3/16" Saddle

NEW
49-525
18" Wet Arm with shepherd hook. Fits on 5/8" straight knurl.

49-508
20" Silver 3/16" Saddle

49-510
22" Black Pantograph 1/2" Saddle

49-511
22" Silver Pantograph 3/16" Saddle

Wet Arm, Black 1/2" Saddle
49-514 - 16"
49-513 - 18" NEW
49-515 - 20"
49-516 - 22"
Wet Arm, Black 1/2" Plastic Saddle
49-618 - 18"

49-512
22" Black 1/2" Saddle

49-530
22" Wet Arm Black Pantograph 1/2" Saddle

49-531
22" Wet Arm Silver Pantograph 3/16" Saddle

Pantograph arms have additional trailing arm.

M-2361
Pantograph Adaptor Kit

Mill Supply Carries all size Wiper Arms and Blades

All Black Arms with Tapered Knurl Fits all Saddle Type Wiper Blades

Pantograph Arms - Dry

- 49-411 - 14"
 - 49-412 - 16"
 - 49-413 - 18"
 - 49-414 - 20"
 - 49-510 - 22"
 - 49-416 - 24"
 - 49-417 - 28"
- Fits Saddle Style Blades Shown on this Page

Pantograph Arms - Wet

- 49-421 - 20"
 - 49-530 - 22"
 - 49-422 - 24"
 - 49-423 - 26"
 - 49-424 - 28"
 - 49-426 - 31.5"
- Fits Saddle Style Blades Shown on this Page

Radial Arms - Dry


- 49-431 - 14"
 - 49-432 - 16"
 - 49-433 - 18"
 - 49-434 - 20"
 - 49-512 - 22"
 - 49-436 - 24"
 - 49-437 - 26"
- Fits Saddle Style Blades Shown on this Page

Radial Arms - Wet

- 49-509 - 14"
 - 49-514 - 16"
 - 49-513 - 18"
 - 49-515 - 20"
 - 49-516 - 22"
 - 49-517 - 24"
 - 49-518 - 26"
- Fits Saddle Style Blades Shown on this Page

WIPER BLADES (Saddle Style)

These blades mount 'saddle style' that bolt through the arm and blade



Rigid Blade
3/16" Saddle
HF-16 - 16"
HF-18 - 18"
HF-20 - 20"
HF-22 - 22"

Black Flex Blade
3/16" Saddle
M-1616 - 16"
M-1618 - 18"
M-1620 - 20"

Refills for Flex Blade on left
M-5316
M-5318
M-5320

Flex Blade
3/16" Saddle
M-1716 - 16"
M-1718 - 18"
Black

Flex Blade
1/2" Saddle
49-550 - 18"
49-552 - 20"
49-554 - 22"

WIPER BLADES (Clip-on Style)



Black Flex Blade
49-565 - 16"
49-566 - 18"
49-567 - 20"
49-568 - 22"
49-569 - 24"

Winter Flex Blade **NEW**
Uses clip or pin connector

- 49-318 - 18"
- 49-320 - 20"
- 49-322 - 22"
- 49-324 - 24"

Used on Car, PU and Medium Duty Trucks


Black Flex Blade
1/2" Saddle
49-547 - 12"
49-548 - 14"
49-549 - 16"
49-550 - 18"
49-552 - 20"
49-554 - 22"
49-555 - 24"
49-556 - 26"
49-557 - 28"
49-558 - 30"
49-559 - 32"

Winter


All manufacturers' names, numbers, and descriptions are used for reference purposes only. It is not implied that any part listed is the product of the original manufacturers or approved by any of these manufacturers.

**WASHER NOZZLES,
HOSES & FITTINGS**

WIPER



49-251
Single Nozzle
90 Degree



49-254
Single Nozzle
Straight



49-261
Single Jet
Nozzle



49-260
Single Nozzle,
Head size:
13/16" x 9/16"



49-255
Short Nozzle
with wing nut



49-256
Flush Single
Nozzle,
1-1/8" Tall



49-262
Replacement
Steel Barb Fitting
for wet arm hose
through cowl



49-258
Hose Fitting
through cowl,
all plastic.




**1/8" Hose for
Wet Arm Kit**

AN-74764 - 50 feet
AN-74764-P - 5 feet



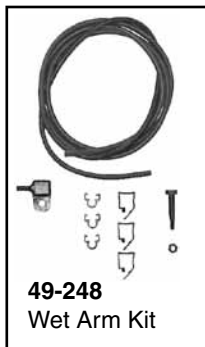
AN-48-03
Wet Arm Kit



49-240
Wet Arm Nozzle
Old Dyna Arm
Fits LH or RH (used in
kit 49-248)



49-241
Wet Arm
Nozzle for New Dyna
Arm. Fits LH or RH




49-248
Wet Arm Kit

49-242
Wet Arm Hose
Strap

**WIPER PARTS that fit GRUMMAN/MORGAN
P70, P1000 & P1200**

**This is for a 2-Motor
Wiper System**



Complete Assemblies

Part No.	Description
40-126	Wiper motor, LH
40-127	Wiper motor, RH

Replacement Parts

49-000	Motor
49-108	Pivot Shaft
49-217	Drive Link, 3-3/8"
49-466	Lever
49-711	Spring Clip



49-530
22" Wet
Arm Black
Pantograph
1/2" Saddle



49-554
22" Wiper
Blade



49-552
20" Wiper
Blade

M-2361
Pantograph
Adaptor Kit



49-240
Wet Arm Nozzle
for Old Dyna Arm
Fits LH or RH



49-241
Wet Arm
Nozzle for New
Dyna Arm
Fits LH or RH



49-258
Hose
Fitting

49-307

7-Blade Wiper Switch.
Control 2 motors. Push
to wash (without dynamic
park)



49-315

Knob Only
fits 49-307 only



49-308

2-Speed Delay Wiper
switch with 8-way male
Packard connector.
Controls 2 motors.
Popular on Fedex
Ground. For coast-to-
park wiper system.



49-313 Knob Only, fits 49-308



49-248

Wet Arm Replacement Hose and Nozzle Kit

Used in replacement of a current wet arm
kit or in conversion to a wet arm kit.

Includes:

- Hose
- Nozzle
- Tubing Clamps



WIPER PARTS that fit GRUMMAN/MORGAN OLSON




49-000 - New Wiper Motor with 3/8" splined shaft. (Comes with lever 49-464) This motor is only used on 3 wire motor systems (though our motor has 5 wires, 2 are not used). Motor mount hole pattern on newer trucks may have to be elongated slightly for proper fit.

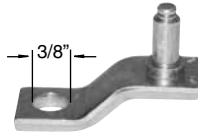
49-004 - Wiper Motor with 3/8" splined shaft. Same as 49-000 except used on a 5 wire dynamic park motor systems. (Comes with lever 49-464)

Fits Morgan Olson Ford chassis.

49-005 - Wiper Motor with 3/8" splined shaft. Same as 49-000 except used on dynamic park motor systems. (Order a new lever 49-464 when ordering this motor.) **Fits Morgan Olson. Only use with column mounted switch.** Ground wire is included in 5 wire harness and in 5 pin plug.



49-675
Wiper Motor Mounting Bracket (2pc)




49-464 - Lever that fits Kurbmaster and Route Star **with motor that mounts above windshield.** One motor operates two wiper arms. 3/8" shaft hole.

49-713 - 3/8" Acorn Nut

49-715 - 5/16" Acorn Nut

49-711 - Spring Clip




49-105
Pivot Shaft with knurled driver.



49-183 - Knurled Driver for 3/8" Acorn nut

49-181 - Knurled Driver for 5/16" Acorn nut



49-219
Link 5-3/4" center to center

- 1 gallon capacity
- Mounts flush to flat surface
- Includes grounding grommet
- Mounting hole centers at 7-3/4" Wide x 6-1/2" High



49-904 - Reservoir w/pump & cap

49-905 - Cap only for M-1437

WPG-1401 - Washer pump with grommet only

AV-19660 - Pigtail harness

- 70 oz. capacity
- Mounts flush to a flat surface
- Grounding grommet built in
- 4 mounting bolts
- Mounting hole centers at 3-5/8" Wide x 6-1/2" High



49-907 - Reservoir with pump and cap

AV-19660 - Pigtail harness



49-251
Single Nozzle 90 Degree



49-254
Single Nozzle Straight

49-261
Single Jet Nozzle



49-315
Knob Only Fits:
49-304/5/7

49-304 - 4-Blade Terminal Switch. Controls 1 motor without push to wash (without dynamic park)

49-305 - 5-Blade Terminal Switch, Controls 1 motor. Push to wash (without dynamic park)


49-307 - 7-Blade Terminal Switch, Controls 2 motors. Push to wash (without dynamic park)




49-316 **NEW**
2-Speed Intermittent Wiper Switch with 2-Diodes on an 8-way Packard male connector. **Controls 2 motors.** Push to wash. Negative ground. 5.6" leads. Works with permanent magnet motors with dynamic park including United Technologies and Sprague Devices motors. Used on Thomas, Blue Bird and Ford. For replacement knob use 49-313.

Two Diodes

The saddle is the "U" shaped channel that holds the blade



49-522
Arm Adjusts 13" - 18-1/2" 3/16" Saddle



49-508
Arm 20", Silver 3/16" Saddle

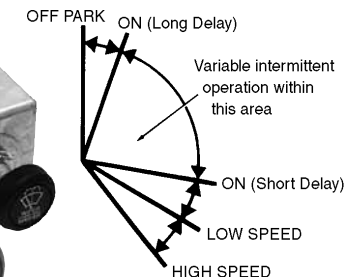



Straight Blades for 3/16" saddle
HF-16"
HF-18"
HF-20"
HF-22"

Install Intermittent Wipers in your step van. Heavy Duty Switch with variable intermittent wipe using advanced electronics.

45-600 - Intermittent Switch

- Controls One Motor
- For use with permanent magnet motors with dynamic or coast-to-park wiper systems
- Six color coded wire leads, 5" long



49-313 - Replacement Knob

WIPER PARTS that fit Route Star

1988-1997 Wiper parts that fit Route Star are not available. We do offer a conversion kit that will convert your wiper system from below the windshield to above the windshield. This new system allows for easier repairs in the future.

WCK-5 - Wiper Conversion Kit that fits Route Star

Convert your wiper system from below the windshield to above the windshield

Your existing wiper system is mounted below the windshield and very difficult to get to. Mill Supply has a conversion kit that uses a new bracket, links, pivot shafts and drive arms, but uses the existing wiper motor and switch. This system mounts to the top of the windshield making it easier to make repairs in the future. Mounting template included.



Extension Hose Kit for Wet Arm



49-250 Extends your wet arm hose from below the windshield to our new WCK-5 kit above the windshield.



- Includes:**
- Hose • Splicers
 - Tees • Tubing Clamps



WCK-5


Each Kit will Include:

- Motor Bracket with special adaptor plate
- Pivot Shafts (2)
- Link
- Spring Clips (2)
- Filler Plugs for previous pivot shaft holes.
- Drilling Template
- Wire Harness to extend to motor
- New lever to attach to your existing motor

Included with Kit is a 5 foot harness that plugs into your existing motor.



1988-1995 Route Star Wiper System



1996-1997 Route Star Wiper System

Any original wiper systems below the dash are obsolete. We only carry the conversion kit shown above.

Wiper Blades, Arms, Fittings, and Switches that fit Route Star

49-000
Wiper Motor



Do not use with column mounted switch.



49-240
Wet Arm Nozzle for Old Dyna Arm Fits LH or RH



49-305
5 Blade terminal Switch Controls 1 motor. Push to wash.

49-258
Washer Hose Fitting



49-241
Wet Arm Nozzle for New Dyna Arm Fits LH or RH



49-315
Knob



49-552
20" Wiper Blade



49-515
20" Wet Arm



49-512
22" Dry Arm

49-554
22" Wiper Blade


49-516
22" Wet Arm

WIPER PARTS that fit UTILIMASTER

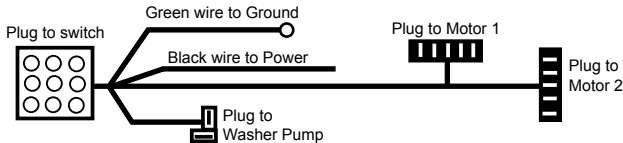
Intermittent Wiper Conversion Kit Help "Cut the Chatter"

Convert your Utilimaster truck, equipped with a Sprague, two motor system, from standard to intermittent wipers!

49-080 - INTERMITTENT WIPER CONVERSION KIT
Includes switch and harness to provide your driver with the control of intermittent wipers. No cutting or splicing necessary when connecting directly to our replacement motors and pre 1995 Sprague 2-motor system. **\$134.90**



Our Conversion Kit can also be spliced into your original 1995-1996 2-motor Sprague system (motors inside the truck). Call for our wiring diagram.



Wiper Accessories




49-125
Pivot Shaft, Shaft Length 1-1/2"
(fits Utilimaster **Aeromate**)
uses a ball-type link mount.

49-717 - Hardware Kit

49-254
Nozzle



M-2361
Pantograph
Adaptor Kit



49-510
22"
Pantograph
Black Wiper
Arm, 1/2"
Saddle
49-554 blade required
with this arm

49-554
22" Black
Wiper
Blade
1/2"
Saddle

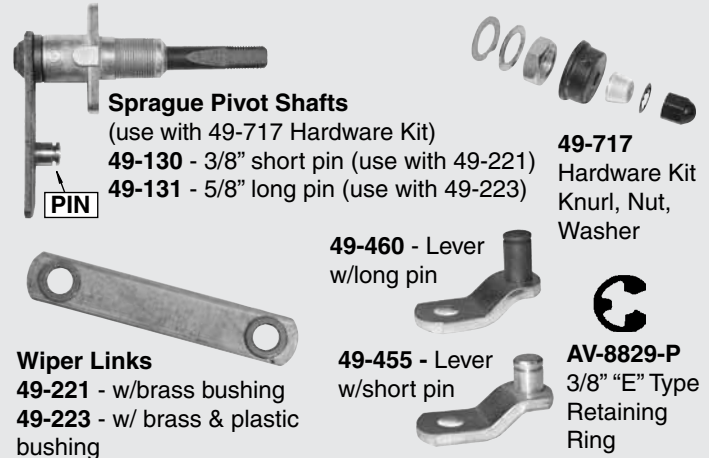
49-511
22"
Pantograph
Arm
3/16"
Saddle
Silver

HF-20 - 20"
HF-22 - 22"
Flat Wiper
Blades
3/16" saddle
Silver in color

49-310
10-Blade
Terminal Switch
Controls two
Motors. Push
to wash (with
dynamic park)

49-313
Knob Only

Replacement Wiper Parts that fit Original Wiper Systems used on Utilimaster prior to 1995



Sprague Pivot Shafts

(use with 49-717 Hardware Kit)
49-130 - 3/8" short pin (use with 49-221)
49-131 - 5/8" long pin (use with 49-223)

49-717
Hardware Kit
Knurl, Nut,
Washer

49-460 - Lever
w/long pin

49-455 - Lever
w/short pin

AV-8829-P
3/8" "E" Type
Retaining
Ring

Wiper Links

49-221 - w/brass bushing
49-223 - w/ brass & plastic bushing

For complete motor and bracket assembly replacements
Mill Supply has designed the kits below.

Mill Supply's Pre-1995 Replacement Motor and Bracket (not OEM) Replaces 2-Motor System Inside Cab

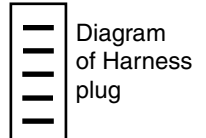
Replacement Parts Available

These are the parts included with this system and are available separately.

- Wiper Motor
- Lever
- Pivot Shaft
- Link
- Bracket
- Spring Clip

M-1625 - Motor and Bracket Assembly (Curbside)
M-1626 - Motor and Bracket Assembly (Roadside)

This is not OEM but will replace a Sprague System



Mill Supply's 1995 - 1996 Replacement Motor and Bracket (not OEM) Replaces 2-Motor System Inside Cab

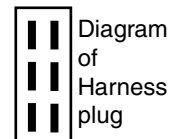
Replacement Parts Available

Listing of parts included with this system. Also available separately.

- Wiper Motor
- Pivot Shaft
- Lever
- Link
- Bracket
- Wire Harness
- Spring Clips (2)

49-007 - Motor and Bracket Assembly (Roadside)
49-008 - Motor and Bracket Assembly (Curbside)

This is not OEM but will replace a Sprague System



All manufacturers' names, numbers, and descriptions are used for reference purposes only. It is not implied that any part listed is the product of the original manufacturers or approved by any of these manufacturers.

**PARTS THAT FIT 1997-01 COMPLETE WIPER KITS
UTILIMASTER VEHICLES 2001-ON REPLACEMENT PARTS or COMPLETE KITS**

Bosch/Preslrite wiper components for 1997-2001, OE Utilimaster wiper systems are no longer available. None of the individual components listed here will replace or interchange with the OE component from Bosch or Preslrite. The entire TRICO wiper kits we show (49-470 or 49-472) must be purchased if any of the OE Bosch or Preslrite components fail. The replacement parts shown below will work if your truck already has a TRICO system.

NARROW BODY UTILIMASTER — 78.5" Body Width — Motor Under Hood

49-472 - COMPLETE WIPER KIT - Includes wiper motor and new mounting bracket (49-484), all linkage, linkage hardware with pivot shafts (49-488), wiper arms (49-480), and 49-569 blades. **Does not include wiper switch.** Separate components listed below.



49-484 - Trico Wiper Motor with Mounting Bracket includes OEM wire harness plug. **Will not fit Bosch or Preslrite, output shafts are different.**



49-488 - Wiper Linkage Kit

49-481 - Pivot Shaft Hardware



49-011 - OEM Wiper switch with harness (includes knob) for 1997 - on. (not included in kit)



49-013 - 24" Genuine Bosch Wiper Blade

49-569 - 24" Aftermarket Blade

49-324 - 24" Winter Blade **NEW**



49-480 - Wet Wiper Arm w/nozzle, Used on both pivot shafts, fits L or R side

49-260 - Nozzle for Wiper Arm 49-480



49-012 - 2-Speed & Intermittent wiper switch with 6 lead plug, 5" long. Push to wash. (not included in kit)

49-313 Knob Only

Fits 49-011, 49-012



WIDE BODY UTILIMASTER — 86.5" - 93.5" Body Width — Motor Under Hood

49-470 - COMPLETE WIPER CONVERSION KIT - Converts the original Preslrite or Bosch wiper system. Includes wiper motor and new mounting bracket (49-484), all linkage, linkage hardware with pivot shafts (49-483), wiper arms (49-480/2), and blades (49-569). **Does not include wiper switch.** Separate components listed below.




49-484 - Trico Wiper Motor with Mounting Bracket includes OEM wire harness plug. **Can not be used with Bosch or Preslrite linkage, output shafts are different.**



49-483 Wiper linkage Kit

49-481 - Pivot Shaft Hardware



49-480 - RH Wiper Arm, wet with nozzle.

49-482 - LH Wiper Arm, wet with nozzle.

49-013 - 24" Genuine Bosch Blade

49-569 - 24" Aftermarket Blade

49-324 - 24" Winter Blade **NEW**

49-260 - Nozzle for L or R Wiper Arm



49-011 - OEM Wiper switch with harness (includes knob) for 1997 - on. (not included in kit)



49-012 - 2-Speed & Intermittent wiper switch with 6 lead plug, 5" long. (not included in kit)

49-313 - Knob Only

Fits 49-011, 49-012



Washer Pumps and Reservoirs



49-910 - Reservoir w/pump & cap

49-911 - Pump motor only
AV-19660 - Pigtail harness

- 1 gallon capacity
- mounts flush to flat surface
- No grounding grommet
- Overall Dimensions: 11-1/4" High x 8-5/8" Wide



Mounts on 2" x 3" metal bracket.

49-912 - Reservoir with pump, cap and bracket.

49-914 - Pump motor only

- 70 oz. capacity
- mounts by sliding into a metal bracket located on the back
- Overall Dimensions: 8-1/4" H x 5-3/4" W



49-308
2-Speed Delay Wiper switch with knob and 8-Way Packard male connector plug. Controls 2 motors. Popular on Fedex Ground. For coast-to-park wiper system. Uses knob 49-313 (included)

INTERMITTENT WIPER SWITCHES

The existing intermittent wiper with the column switch is no longer available. For a short time only the control box (49-077) will be available. After the control box is discontinued you can replace the original box and switch with 45-600.


Existing Column Switch no longer available



49-077 - Wiper control Box. Replaces original equipment with all wires color coded same as original. Part Number on original unit is 66D-00077. Limited quantities available

New Dash Mount Switch to replace the above Column Switch

- 45-600** - Intermittent Switch
- Controls One Motor
 - For use with permanent magnet motors with dynamic or coast-to-park wiper systems
 - Six color coded wire leads, 5" long

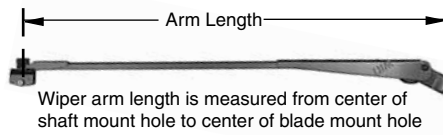


WIPER PARTS that fit SUPREME

**WWC-2020
WIPER KIT**



Includes:
Motor
Pivot Shaft
Lever
Link
Bracket



49-410
Lever for older style motor (with 5/16" round mounting hole)



49-217
Link



49-315
Knob Only



HF-20 - 20"
HF-22 - 22"
Flat Wiper Blades
3/16" saddle
Silver in color



49-508
20" Wiper Arm
Silver in color
3/16" Saddle



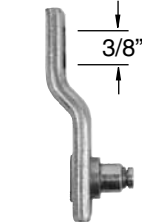
49-554
22" Black Wiper Blade
1/2" Saddle



49-510
22" Black Pantograph Wiper Arm
1/2" Saddle



49-000
Wiper Motor.
Now uses a new lever. Order 49-467 lever when ordering this motor.



49-467
Lever, has 3/8" round mounting hole for motor shaft. Lever must be ordered with 49-000 motor.



M-2361
Pantograph Adaptor Kit



49-108
Pivot Shaft

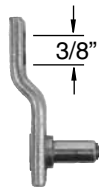


49-305
5-Blade Switch
Controls 1 motor
Push to wash

WIPER PARTS that fit BOYERTOWN



49-000
Wiper Motor.
Now uses a new lever. Order 49-469 lever when ordering this motor.



49-469
Lever for new style 49-000 motor. Has 3/8" round hole for motor shaft. Lever must be ordered when ordering 49-000 motor.



49-420
Lever for older style motors, has 5/16" round hole. Will not fit new motor.



49-213
Link
(2 needed)
1968-71



HF-18
18" Wiper Blade, each



49-108
Pivot Shaft,
1968-71



49-711
Spring Clip
(3 needed)



49-304
4-Blade Terminal Switch
Controls 1 motor
without push to wash

49-305
5-Blade Terminal Switch
Controls 1 motor
with Push to wash



49-315
Knob Only

49-904 - Reservoir w/pump & cap

49-905 - Cap only for 49-904

WPG-1401 - Washer pump with grommet only

AV-19660 - Pigtail harness




- 1 gallon capacity
- mounts flush to flat surface
- with grounding grommet
- mounting hole centers: 7-3/4" wide x 6-1/2" high

WIPER PARTS that fit UNION CITY BODY COMPANY

NOT MADE OR SPONSORED BY UNION CITY BODY COMPANY

WIPER

1963 - 1990 Motor
with 3 terminals



40-154K - Wiper Motor, has rectangular housing

Motor is not new but remanufactured. One Year Warranty




40-151 - Windshield Washer Pump for 40-154K



49-312 - Lighted Wiper Switch, Push for Wash. Replaces OE#1994234

1992 - on Motor



40-156 - Wiper Motor for 1992 and newer. New Motor



NEW
49-525

18" Wet Arm, OEM replacement on UCBC step vans. Includes shepherds hook. For dry arm remove wet arm components. Black

49-566
18" Black flex blade.

NEW **49-318**
18" Winter Flex Blade

WIPER MOTORS that fit INDUSTRIAL APPLICATIONS

The wiper motors we stock are rated at 12 volts, two speed, 3 spade terminals w/o switch on motor. Other options are available special order, call.

- Cranes
- Tractors
- Tow Motors
- Airport Tugs
- Front End Loaders
- Marine Applications



AL-300-2
Wiper Arm Adjusts 13-1/2" - 18-1/2", 3/16" Saddle

For Wiper Blades see page 141



49-031
Industrial Application Universal Wiper Motor with **1" Shaft**, 12 Volt.



49-033
Industrial Application Universal Wiper Motor with **3" Shaft**, 12 Volt.



49-032
Industrial Application Universal Wiper Motor with **2" Shaft**, 12 Volt.

