

Rectangular Sealed Back-up Lamp



- 45004** Clear Sealed Lamp Kit, w/Grommet (45700) & Pigtail (94992)

- 45204** Clear Sealed Lamp Only for 45004

- SS-8967-W** Red & Clear Lens Only for SS-5113-W
Uses bulb B-1156. (SS-5113W is no longer available.)

Oval Sealed Back-up Lamp



- 60004** Oval Sealed Back-up Lamp w/ grommet (60700) and pigtail (94992) Lamp Dim: 6.375"L x 2.25"H

- 60204** Oval Sealed Lamp Only, 2-Year Warranty

Surface Mount Back-up Lamp

- 67-015** Complete Lamp with black rubber housing and single wire. 3-1/4" Dia x 1-3/4" High. Requires 1" hole in body of vehicle for built in wire grommet
- 67-019** Lens Only
 - B-1156** Bulb only



4" Round Back-up Lamp



For the LED version see page 216

These lamps fit in a 4-1/2" hole and use either a grommet or flush mount.

- 40004C** Sealed Back-up Lamp with Grommet and Plug

- 40204** Clear Sealed Lamp Only for Grommet Mount

- 40700** Rubber Grommet Only

- 94992** Plug and Grounding Screw Only

- GT-67000** Pigtail for GT-62191

- SS-4111-W** Stainless Steel Flange Mount Back Up Lamp, Snap ring lens

Post Mount Back-up Lamp

- 67-231** Post Mount Back-up Lamp, 4" Diameter, single wire

- 67-233** Clear Lens Only



4" ROUND FLUSH MOUNT BACK ALARM

Remove One Back-Up Lamp and Replace it with this 97 Decibel Alarm
87-026 - Solid state back alarm is resistant to elements and fits into a 4" grommet. DOT law only requires one back-up lamp. Rated at 97 decibels. Easy to wire.

- 94993** - Pigtail
- 40700** - Grommet, Black

Grommet Not Included - Use Grommet from Back-Up Lamp or order Separately



8-1/4" Chrome Plated Dome Lamp

with a heavy-duty clear lens. The brightest dome lamp we carry. Chrome-plated steel housing with 4 flange mounted holes on 5-1/2" centers. Order with or without switch.



- 80355** Dome lamp less switch

- 80354** Dome lamp with switch

- B-1156** Bulb for above lamps

- 99088** Lens only

Overall Dia. 8-1/4" with 7" Dia Lens

6-3/8" Chrome Plated Dome Lamp

with clear lens. With or without push-type switch. Contains one B-1156 bulb. Four mounting holes at 4-1/8" centers. 5" lens diameter.



- 80350** Dome Lamp w/ Switch, **1 Wire**

- 80351** Dome Lamp w/o Switch, **1 Wire**

- 79357** Dome Lamp w/ Switch, **2 Wire**

- 80434** Dome Lamp w/o Switch, **2 Wire**

Overall Dia. 6-3/8" with 5" Dia Lens

6-1/8" Steel Dome Lamp

with gray powder coat finish and clear lens. Flange mount with three holes on 5-1/2" centers.



6-1/8" Dia x 1-5/8" High with 5-1/4" Dia Lens

- 529-1301** Dome Lamp less Switch

- B-1141** Bulb for above lamps

- 39119-031** Replacement Lens Only, Lexan

For LED Lamps see page 212

6" Aluminum Dome Lamp

with white lens. Available with or without switch. 3 mounting holes on flange at 4-7/8" centers



- 46-00-052** Dome Lamp less Switch

- 46-05-052** Dome Lamp with Switch

- B-1141** Bulb for above lamps

- 96-20080-5** Replacement Lens

Overall Dia. 6" with 4-7/8" Dia Lens

6" Aluminum Dome Lamp

with white lens. With or without switch. Flange mount with 3 holes on 4-3/4" centers. Snap grip lens.



- SS-9380-W** Dome Lamp less Switch

- SS-9380-SWD** Dome Lamp with Switch

- B-1156** Bulb for above lamps

- SS-8935-W** White Lens Only

Overall Dia. 6" with 5" Dia Lens

4" Sealed Dome Lamp

Fits in 4-1/2" hole. OE on Interstate Brands Trucks

- 40003** Sealed Dome Lamp with grommet and plug

- 40203** Clear Sealed Lamp Only

- 40700** Mounting Grommet Only

- 94992** Plug and Grounding Screw





Rectangular Sealed License Lamp
Sonicall sealed polycarbonate lens and housing. Snap lock tabs for installation ease. Measures 3-13/16" x 1.2".

- 19206** Clear License plate lamp only
- 19721** Gray Mount Base, 1 Hot Wire, Base grounds
- 19733** Gray Mount Base, 2 Wire, 9" leads
- 96904** Single Hot Wire Only

Armored License Lamp with Bracket - All aluminum, standard equipment that fit Grumman/Morgan Olson.

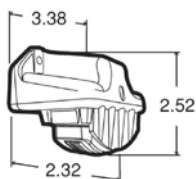


- AL-11** License Lamp w/Bracket
- V-9005-C** Lens Only
- B-168** Bulb for above Lamp

For LED License Lamps see page 214



NEW
42722



15208

NEW

42722 - Steel license plate bracket. Has 2" centers for lamp bracket; 3/8" slots for license plate bolts; 12" overall width.


15011 - Incandescent Bulb mount, gray (15729) with sealed lamp (15208) and mounting gasket.

15729 - Mount only, gray. 2" center mounting holes, 3.38"W x 2.32"D.

15208 - Incandescent Rectangular Sealed License Lamp only. 2-1/2" x 1.2".

94902 - 2-Wire Pigtail for incandescent lamp only (plugs into lamp)

437-00-132 License Light with Bracket. All black steel body and base. Bracket dimensions: 10-3/4" L x 4-5/8" H x 2-3/16" deep. Two mounting holes on 2-1/2" centers.




437-08-132 License Light w/o Bracket.


Lamp Dimensions: 4-1/8" L x 3-7/16"H x 2-3/16" deep. Two mounting holes on 3-5/8" centers.

B-1155 Bulb for above Lamps

LICENSE PLATE BOXES



33-527 - Plastic recessed license plate box, use with 70-4817 or 26338 lamp. 17-3/8"W x 10-1/4" H x 2-3/4"D. Hole Size: 15-1/2" x 7".



33-531 - Aluminum recessed license plate box, use with 70-4817 or 26338 lamp. 18-1/2"W x 10-1/4"H x 4" D. Hole Size: 16-1/2" x 7".



Chrome plated with 1-1/2" diameter half shade lens with 2 holes on 2-5/8" centers.

70-4817 License Light - Single Wire

26-338 License Light - Dual Wire w/Packard Connector



66-431



263-3331

66-431 License Lamp, 1-wire; 1-1/2" diameter chrome lamp, requires 1-1/4" opening in bumper or mounting panel. Projects 3/4". Grounds thru body of lamp

263-3331 License Lamp, 2-wire; 1-1/2" diameter chrome lamp with 1-3/4" x 2-1/2" rectangular aluminum base. Requires 1-1/2" opening in bumper or mounting panel. Can snap off aluminum base and be installed in 1-1/4" hole Projects 3/4" out. Uses G-377-X bulb socket

G-377-X Bulb Socket for 263-3331 (2 wire)

HEADLAMPS



65-005 - Headlamp Assy Complete w/Chrome Headlight Door, Black Lexan housing
10-1/2" W x 8-1/4"H x 6"D



36-228 - Chrome Headlight Door Only



HL-6054-H - Halogen Sealed High/Low Beam

HL-6052 - Rectangular Sealed, High/Low Beam



95-140 - Universal rectangular 2B1 halogen high/low beam assembly with 'ready-to-mount' adjustable capsule. Chrome trim ring holds in headlamp. Ideal for new and complete replacement applications.



95-152 - Hella Headlight capsule with frame, uses B-9004 bulb. Overall Dim: 8-1/2"H x 13-7/8"W; Mounting Holes on 7-1/2" and 11-5/8" centers



921-3310 - Dual Halogen Headlight System with chrome trim bezel and 2 foot wire lead. Universal in design with low beam on one side and high beam on other. Reverse headlamps for other side of truck. Overall Dim: 16" x 7". Fits in opening 5-3/8" x 14-3/4" x 3" deep.



HL-6014 - 7" Round Sealed High/Low Beam
65-007 - 7" Round Halogen Sealed High/Low Beam



65-001 - 7" Round Headlamp with Chrome bezel, metal bucket & wire harness



36543 - Chrome trim ring for 65-001 and 65-003



65-002 - 7" Headlight complete with bulb, chrome door and metal bucket

NEW

65-003 - 7" Headlight with chrome retaining ring, galvanized bucket and weatherpack plug

AUXILIARY LIGHTING

3,000 Candle Power Steel Auxiliary Lamp
Used for a variety of applications. Hollow mount bolt and swiveling bracket permits installation on horizontal or vertical surfaces through one 13/32" hole. Installed 6-1/4"H.



80-364 5" Steel Auxiliary Lamp
HL-4411 Sealed Beam Only

3,000 Candle Power Sealed Utility Lamp
Shock-absorbing weatherproof rubber body. Fully adjustable bracket mounts easily on any contour. Uses #4411 sealed beam or halogen bulb. Installed height 5-7/8".



67-850 Rubber Utility Lamp
HL-4411 Sealed Beam Only

47,000 Candle Power Sealed Utility Lamp
4" x 6" Sealed Beam in durable rubber housing. Universal mounting hardware uses one 5/16" stud. Contains one glass rectangular sealed halogen beam with two right angle terminals. Fluted lens displays light evenly. Bulb rated at 47,000 candle power.

For LED Lamps see page 214



80388 - 4" x 6" Sealed Beam Utility Lamp

STEPWELL LAMP



26394C

Stepwell lamp directs light in one direction. Uses a stainless steel housing with glass lens. Will hold up to extreme temperatures and abuse. Mounting pad provides excellent seal to mounting surface. Mounts with two #10 screws at 1-5/8" mounting centers. Mounting hole requires a 13/16" diameter cutout.

ALUMINUM - UTILITY FLOOD LAMP

B-305

Post or Roof Mount Aluminum Flood Lamp, 4.5" Dia. Lamp; Overall Height as shown: 8.5"; Base Mounting Holes 4" Center to Center
Has switch on back of light.

