



DODGE DART

63-66

Index#	Description	Year	Mill Part#
N.I.	Rear wheel arch area, 20"H x 40"L	63-66	77-64-51
N.I.	Rear quarter, lower rear section, 40" L (modify tail lamp area for 1963)	64-66	77-64-57

DODGE DART/SWINGER

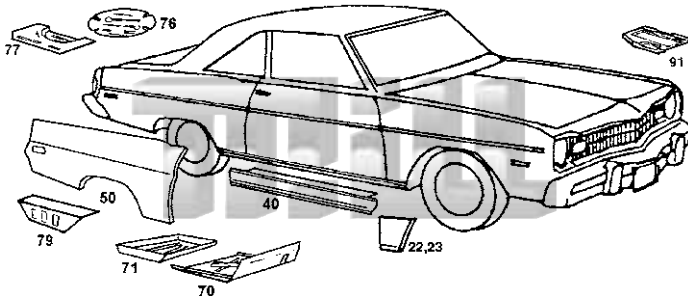
67-77

PLYMOUTH SCAMP/VALIANT

67-76

DUSTER

70-76



REPLACEMENT SHEETMETAL

Index#	Description	Year	Mill Part#
N.I.	Inner front wheel shield	67-76	77-67-12
22	Front fender lower rear sec; fits Dart	67-76	77-67-22
23	Front fender lower rear sec; fits Duster	70-76	77-70-23
N.I.	4-Speed tunnel hump, for auto to manual conversion	67-76	77-67-24
N.I.	Front fender innder splash shield, Dart/Duster	67-75	77-67-26
40	Rocker, 2DR	67-76	77-67-40
50	Rear quarter, 2DR, fits Dart, no marker hole	67-68	*77-67-50
50	Rear quarter, 2DR, fits Dart, rect. marker hole	69	*77-69-50
50	Rear quarter, 2DR, fits Duster, Dart Sport/Demon (marker light hole must be modified for 1972-76)	70-71	*76-70-50
50	Rear quarter, 2DR, fits Swinger/Scamp (alter marker hole for 72-76 Dart/Dart Swinger)	70-71	*77-70-50
N.I.	Rear quarter, 2DR, fits Duster, Dart Sport/Demon	72-76	*76-72-50
N.I.	Rear quarter lower rear section, 18"H x 44"L, Duster	70-76	76-70-57
70	Front floor pan section	67-76	77-67-70
71	Rear floor pan section	67-76	77-67-71
76	Trunk floor center sec, bottom of tire well	67-76	77-67-76
N.I.	Spare tire hold-down bracket	67-71	77-67-76A
77	Trunk floor half, 26"W x 32"D (L or R)	67-74	77-67-77
79	Trunk filler panel, fits Dart	67-76	77-69-79
79	Trunk filler panel, fits Dart Sport, Duster, Demon	70-74	77-70-79
91	Battery tray	67-74	77-67-91

DASHTOP

DashTop covers fit right over existing dash, makes your dash look new again.



DT-904

Description	YearMill	Part #
Dashtop, fits Dart A Body	68	DT-912
Dashtop, fits Dart A Body	69	DT-904
Dashtop, fits Dart/Demon/Swinger/Sport	69-76	DT-903
Bucket Seat End Caps, sold in pairs	68-69	DT-90
Bench Seat End Caps, sold in pairs	68-69	DT-95

DODGE NEON


95-99

Index#	Description	Year	Mill Part#
42	Rocker panel, 4DR	95-99	115-95-42

DODGE SHADOW

87-94

ALSO FITS: PLYMOUTH SUNDANCE 87-94 & PLYMOUTH DUSTER 1992-94



REPLACEMENT SHEETMETAL

Index#	Description	Year	Mill Part#
40	Rocker, 2DR, 62"L	87-94	178-87-40
42	Rocker, 4DR, 62"L	87-94	178-87-42


DODGE DYNASTY FWD

88-93

CHRYSLER NEW YORKER FWD

88-93

ALSO FITS: FIFTH AVE. & IMPERIAL 1990-93



REPLACEMENT SHEETMETAL

Index#	Description	Year	Mill Part#
40	Rocker panel, 4DR	88-93	780-88-40

DODGE INTREPID

93-97

CHRYSLER NEW YORKER & LHS

94-97



REPLACEMENT SHEETMETAL

Index#	Description	Year	Mill Part#
40	Rocker panel, 4DR	93-97	780-93-40

Specify LH (Drivers Side) or RH (Passenger Side) When Ordering.

